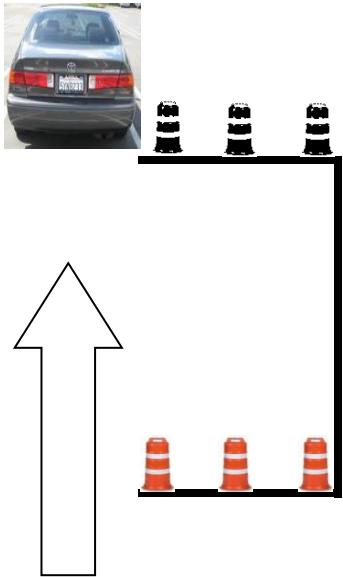


# SHIELD DRIVING SCHOOL

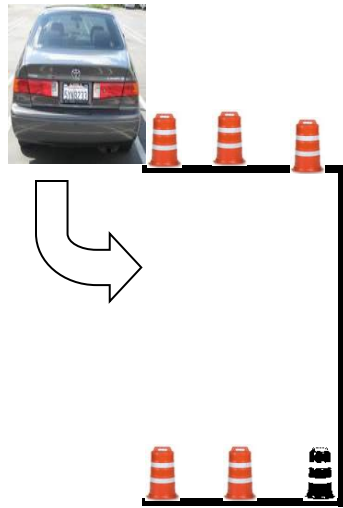
## PARALLEL PARKING

Step 1



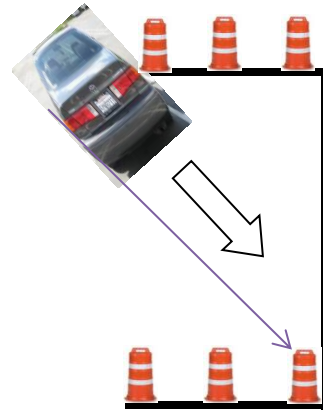
Drive past parallel parking spot. Where back bumper is even with barrels

Step 2



Turn the Wheel all the way to the right while in reverse. Stop when you see the car's left side completely in line with the last barrel

Step 3



When car's left side mirror shows the last back barrel go straight until front end of car passes barrel

Step 4



When the child looks at the windshield there is a L created from the side and lower part of the windshield. When the child can see the whole barrel as they are backing up at that L they turn the steering wheel Left the whole way

Step 5



Pull forward and straighten out the car